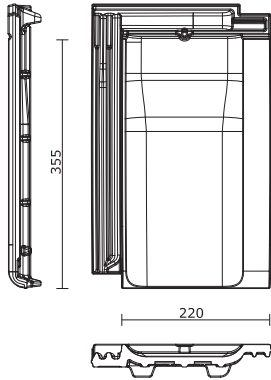


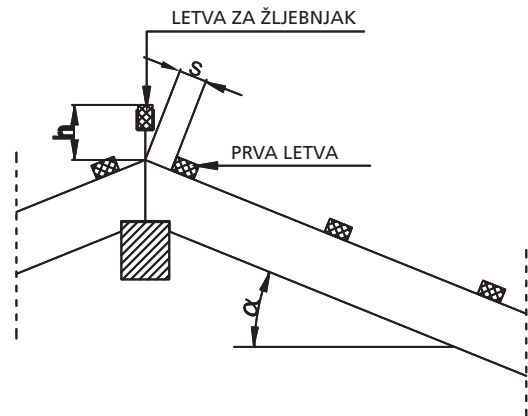
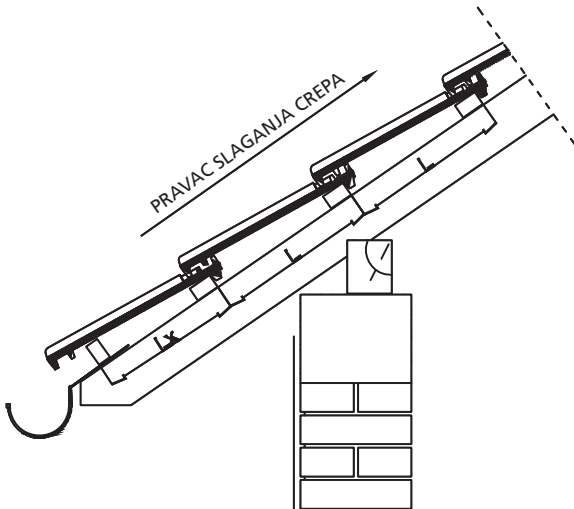
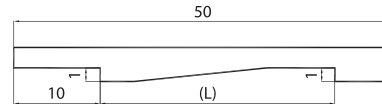
PRAVILNO LETVISANJE KROVA



POKRIVNE DIMENZIJE

Dužina: 355 mm
Širina: 220 mm

ŠABLON ZA RAZMAK LETAVA (uvek se rade dva ista komada)



preporučeni razmak letava (mm) $L = 350$

preporučeni razmak prve letve (mm) $L_x = 310$

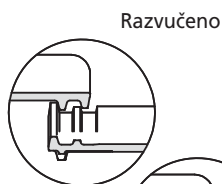
nagib krova "α" 20° 30° 40°

položaj prve letve "s" 60 mm 50 mm 40 mm

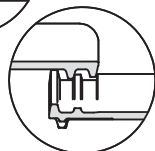
položaj letve za žlijebnjak "h" 110 mm 90 mm 85 mm

ODREĐIVANJE RAZMAKA LETAVA PO STANDARDU

- Uzeti 12 kom. crepa koji je na gradilištu kao slučajni uzorak.
- Iste poređati, na ravnoj podlozi (beton ili daska), licem prema dole.
- Izmeriti razmak 10 crepova u razvučenom stanju (L1), a potom razmak u zbijenom stanju (L2).



$$L = \frac{L1 + L2}{20} \text{ (mm)}$$



Zbijeno

